

**SIMPSON****Strong-Tie**

# Utspikning



REV

0

REV DATE

29/08/24

DWG NAME

C\_SBE380\_2D0\_NP\_JTB-PN-SE

Art. Nr.

=

SBE380

Fästelement

=

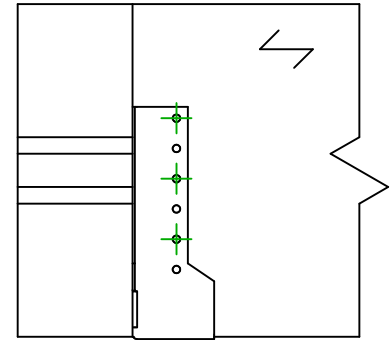
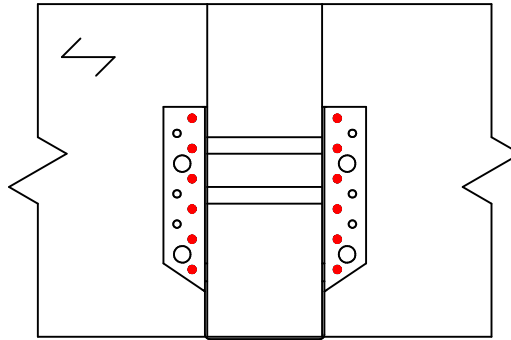
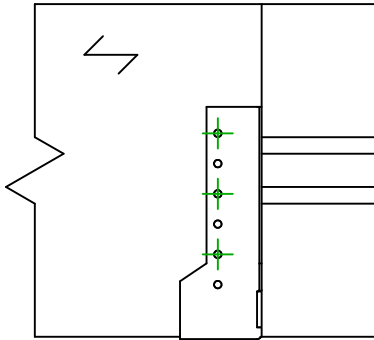
Trä till trä

Balk till balk

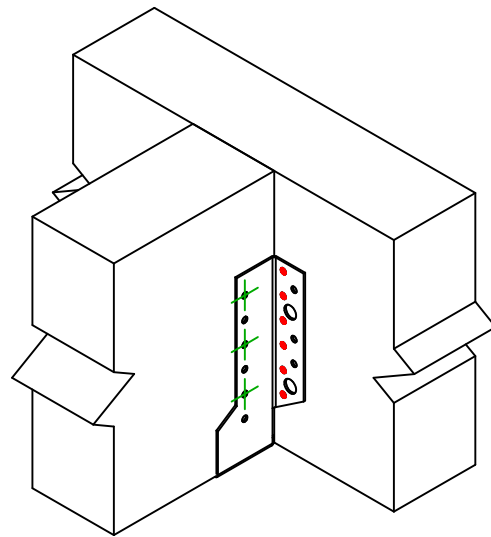
Typ av infästning

=

Delvis utspikning



$$h = (380 - L) / 2$$

Infästning i  
huvudbalk

Symbol



Fästelement

CNA

CSA

-

Fästelement

CNA4.0X35 / CNA4.0X50

CSA5.0X35 / CSA5.0X40

-

Antal

12

Fästelement i  
sekundärbalk

Symbol



Fästelement

CNA

CSA

L &lt; 64mm

CNA4.0X35

CSA5.0X35

L &gt; 64mm

CNA4.0X50

CSA5.0X40

Antal

6