

Fastening pattern



REV

0

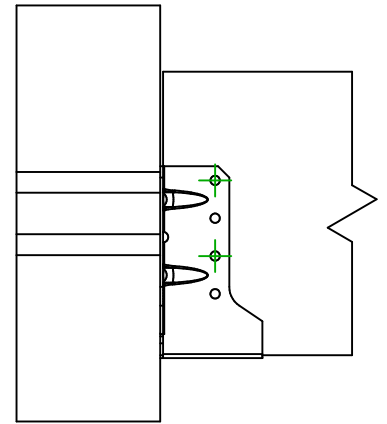
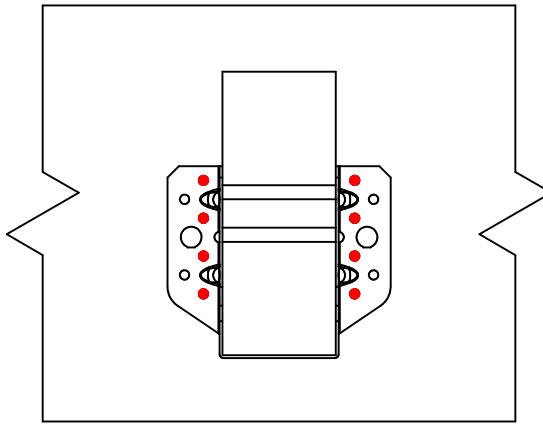
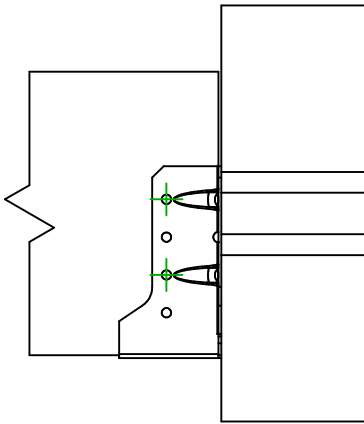
REV DATE

06/01/25

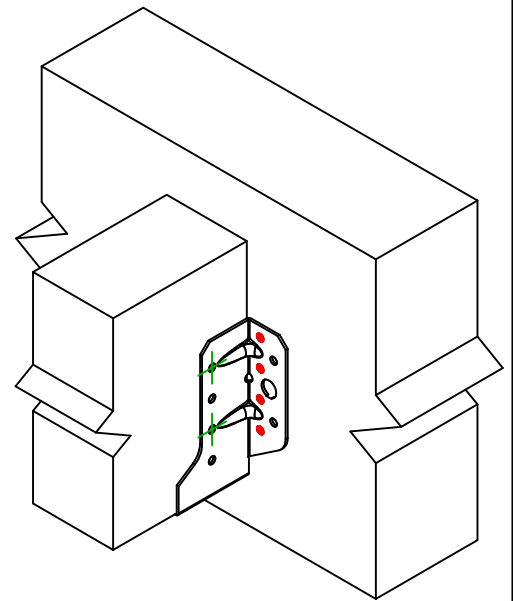
DWG NAME

C_SBE260_2D0_NP_JTB-PN-UK

Item	=	SBE260	
Fasteners	=	Timber to timber	Joist to beam
Type of fastening	=	Partial nailing	



$$h = (260 - L) / 2$$



Header Fastener(s)	Symbol	Fasteners	Fasteners		Qty	
		CNA		CNA4.0X35 / CNA4.0X50		8
		CSA		CSA5.0X35 / CSA5.0X40		
-		-	-			
Joist Fastener(s)	Symbol	Fasteners	L < 64mm	L > 64mm	Qty	
		CNA		CNA4.0X35	CNA4.0X50	4
		CSA		CSA5.0X35	CSA5.0X40	