

SIMPSON**Strong-Tie**

Utspikning



REV

0

REV DATE

06/01/25

DWG NAME

C_SBE260_2D0_NP_JTB-PN-SE

Art. Nr.

=

SBE260

Fästelement

=

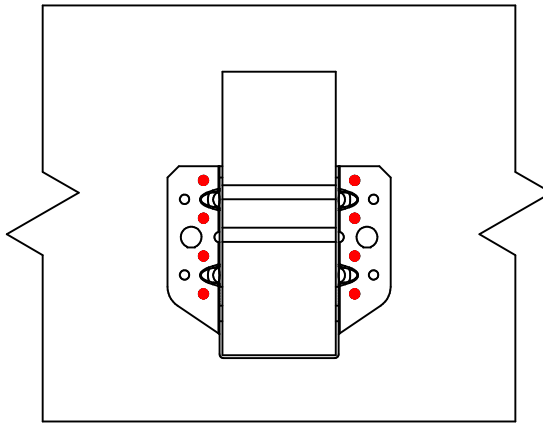
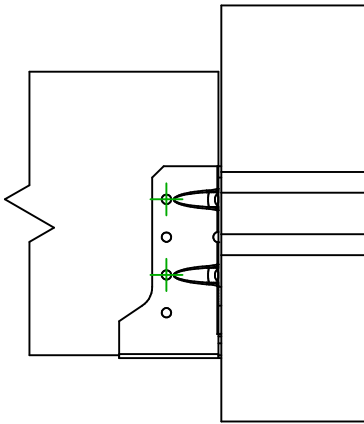
Trä till trä

Balk till balk

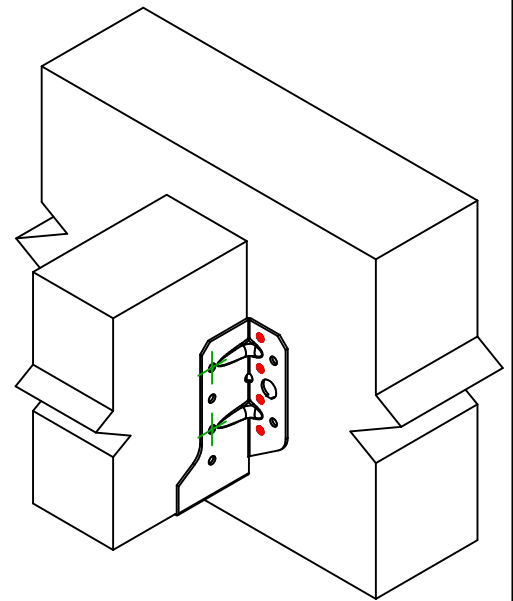
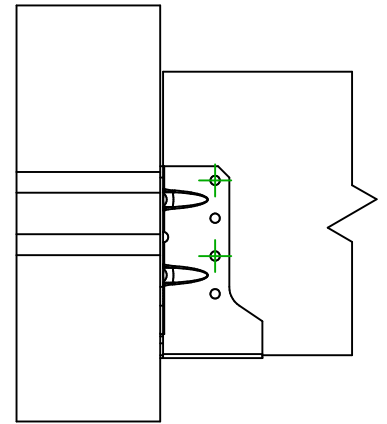
Typ av infästning

=

Delvis utspikning





$$h = (260 - L) / 2$$

Infästning i
huvudbalk

Symbol



Fästelement

CNA  

CNA4.0X35 / CNA4.0X50

CSA  

CSA5.0X35 / CSA5.0X40

-

-

Antal



8

Fästelement i
sekundärbalk

Symbol



Fästelement

CNA  L < 64mm
CNA4.0X35L > 64mm
CNA4.0X50CSA  

CSA5.0X35

CSA5.0X40

Antal

4