

**SIMPSON****Strong-Tie**

# Utspikning



REV

0

REV DATE

06/01/25

DWG NAME

C\_SBE260\_2D0\_NP\_JTB-FN-SE

Art. Nr.

=

SBE260

Fästelement

=

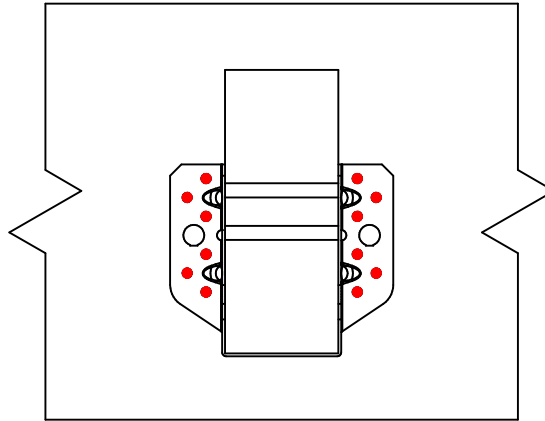
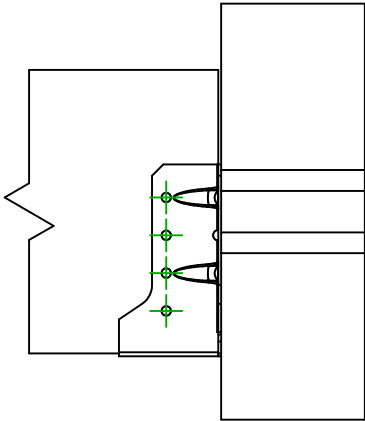
Trä till trä

Balk till balk

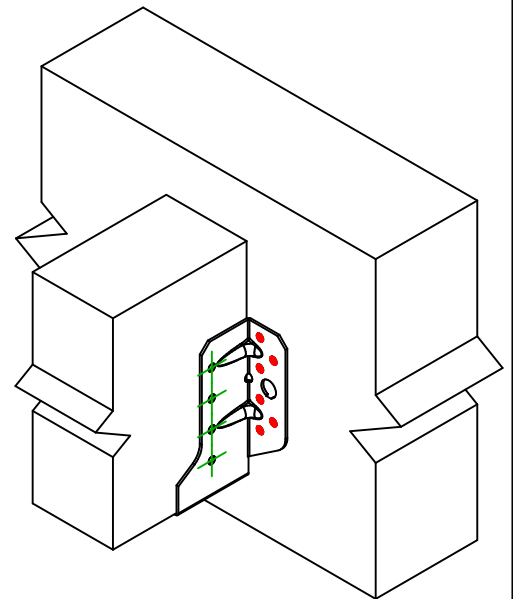
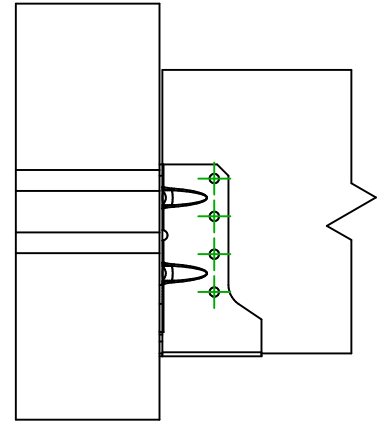
Typ av infästning

=

Fullständig utspikning



$$h = (260 - L) / 2$$



Infästning i huvudbalk	Symbol	Fästelement	Fästelement		Antal	
		CNA		CNA4.0X35 / CNA4.0X50		12
		CSA		CSA5.0X35 / CSA5.0X40		
-		-	-			
Fästelement i sekundärbalk	Symbol	Fästelement	L < 64mm	L > 64mm	Antal	
		CNA		CNA4.0X35	CNA4.0X50	8
		CSA		CSA5.0X35	CSA5.0X40	