

SIMPSON**Strong-Tie**

Utspikning



REV

0

REV DATE

30/08/24

DWG NAME

C_SBE230_2D0_NP_JTB-FN-SE

Art. Nr.

=

SBE230

Fästelement

=

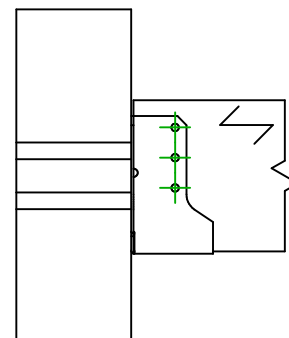
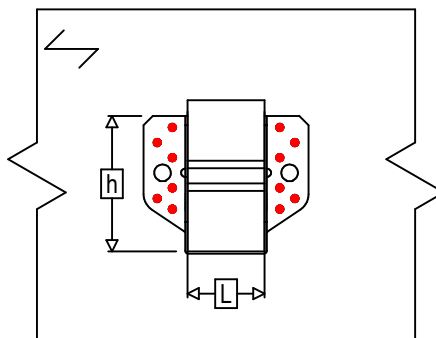
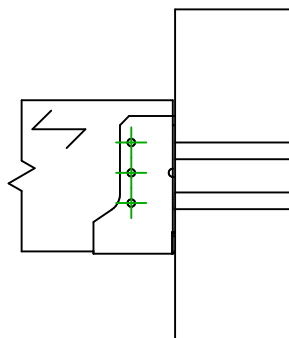
Trä till trä

Balk till balk

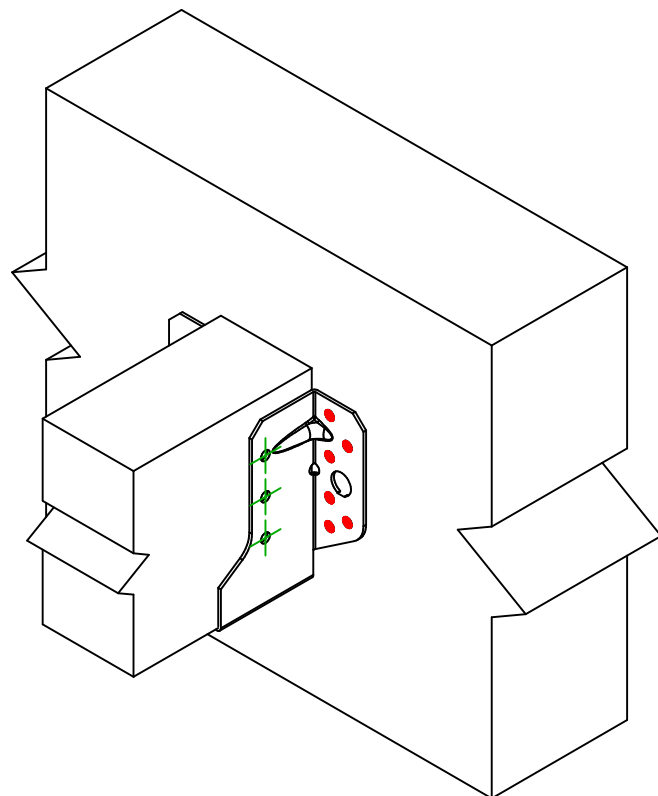
Typ av infästning

=

Fullständig utspikning



$$h = (230 - L) / 2$$



Infästning i
huvudbalk

Symbol

Fästelement

Fästelement

Antal

CNA  

CNA4.0X35 / CNA4.0X50

CSA  

CSA5.0X35 / CSA5.0X40

12

-

-

Fästelement i
sekundärbalk

Symbol

Fästelement

L < 64mm

L > 64mm

Antal

CNA  

CNA4.0X35

CNA4.0X50

CSA  

CSA5.0X35

CSA5.0X40

6