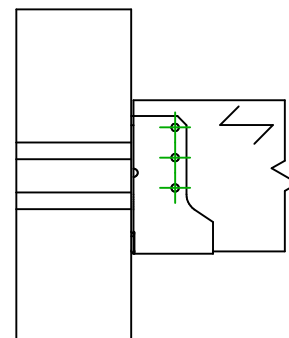
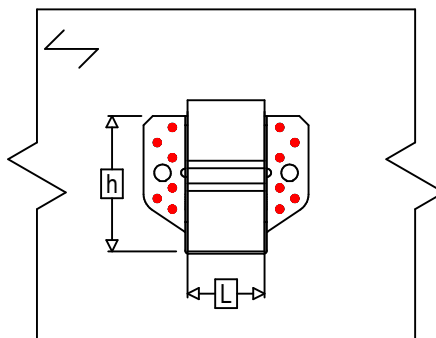
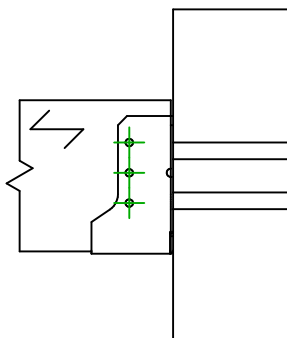
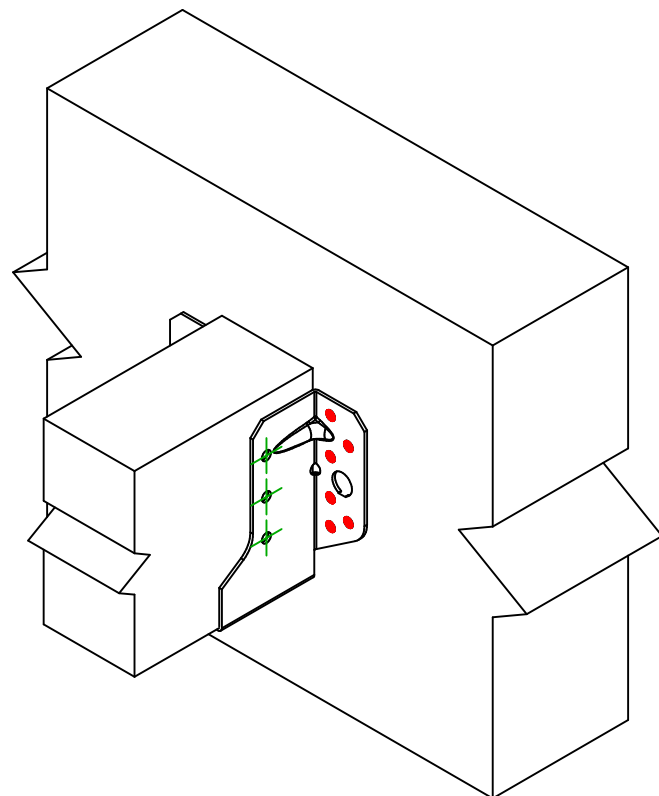




| | | | |
|-----------------------|----------------|-------------------|--|
| Art. Nr. = | SBE230 | | |
| Fastgørelsesmidler = | Træ til træ | Bjælke til bjælke | |
| Type af fastgørelse = | Fuld udsømning | | |



$$h = (230 - L) / 2$$



| Fastgørelsesmidler i hovedbjælke | Symbol | Fastgørelsesmidler | Fastgørelsesmidler | | Antal | |
|--------------------------------------|--------|--------------------|--------------------|-----------------------|-------|-----------|
| | | CNA | | CNA4.0X35 / CNA4.0X50 | | |
| | | CSA | | CSA5.0X35 / CSA5.0X40 | | |
| - | | - | - | | | |
| Fastgørelsesmidler i sekundær bjælke | Symbol | Fastgørelsesmidler | L < 64mm | L > 64mm | Antal | |
| | | CNA | | CNA4.0X35 | | CNA4.0X50 |
| | | CSA | | CSA5.0X35 | | CSA5.0X40 |